

UGANDA ONLINE VISA APPLICATION ASSISTANCE

CREATED BY PASSPORT VISAS EXPRESS

Before you start the Online Visa Application Form, please have your color digital passport size photo **ready** for upload:

If taken using a digital camera:

Image File Format: The image must be formatted **Portable Network Graphics (PNG)**. Otherwise, photo will be rejected.

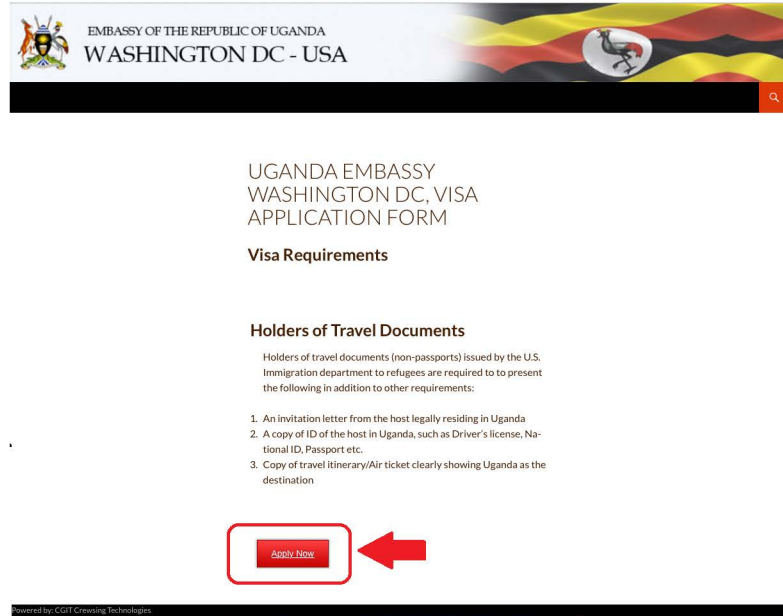
Image File Size: The maximum image file size is 300 kilobytes (300 KB) with file dimension of 300 x 300 pixels.

If Scanned:

Scanner Resolution: Pictures are scanned using a minimum resolution of 150 dots per inch (dpi).

Image File Format: The image must be formatted **Portable Network Graphics (PNG)**. Otherwise, photo will be rejected.

Image File Size: The maximum image file size is 300 kilobytes (300 KB) with file dimension of 300 x 300 pixels.



EMBASSY OF THE REPUBLIC OF UGANDA
WASHINGTON DC - USA

UGANDA EMBASSY
WASHINGTON DC, VISA
APPLICATION FORM

Visa Requirements

Holders of Travel Documents

Holders of travel documents (non-passports) issued by the U.S. Immigration department to refugees are required to present the following in addition to other requirements:

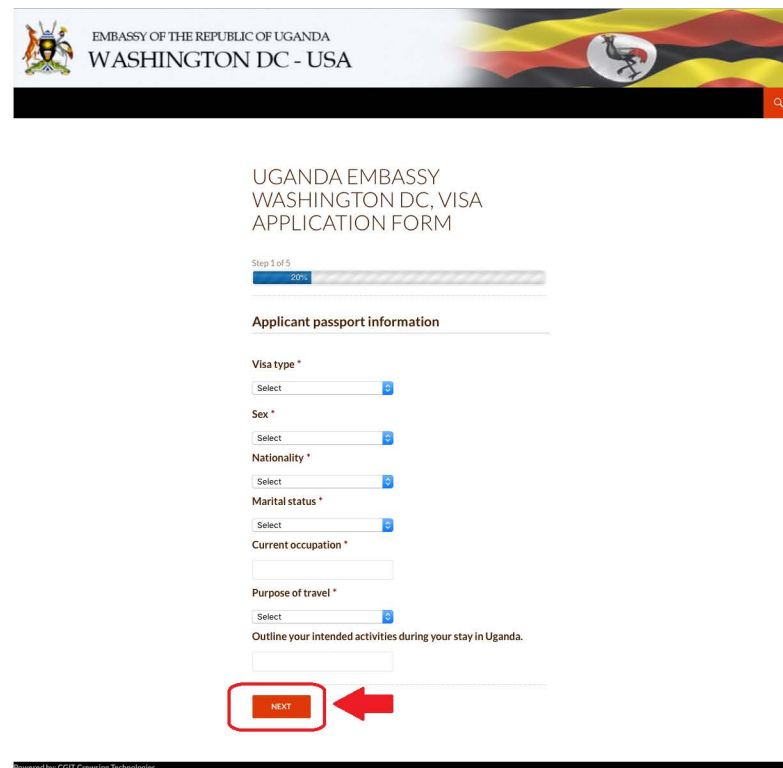
1. An invitation letter from the host legally residing in Uganda
2. A copy of ID of the host in Uganda, such as Driver's license, National ID, Passport etc.
3. Copy of travel itinerary/Air ticket clearly showing Uganda as the destination

Apply Now

Powered by: CGIT Crewing Technologies

This is the start of your Visa Application. Please review your visa requirements as listed on our website, www.passportvisasexpress.com.

When you're ready to fill out the application, click the **red** "Apply Now" button at the bottom of the page.



EMBASSY OF THE REPUBLIC OF UGANDA
WASHINGTON DC - USA

UGANDA EMBASSY
WASHINGTON DC, VISA
APPLICATION FORM

Step 1 of 5
20%

Applicant passport information

Visa type *

Select

Sex *

Select

Nationality *

Select

Marital status *

Select

Current occupation *

Purpose of travel *

Select

Outline your intended activities during your stay in Uganda.

NEXT

Powered by: CGIT Crewing Technologies

Please select your visa type (single/multiple entry) and complete ALL of the required fields (*).

Click the "Next" button at the bottom of the page to continue filling out your visa application.


UGANDA EMBASSY
WASHINGTON DC, VISA
APPLICATION FORM

Step 4 of 5

80%

Upload photo

Acceptable Passport Photos



Note: Acceptable file types - JPEG, BMP and GIF

Upload passport size photo *

no file selected

Upload section for holders of travel documents

Invitation letter

no file selected

Photo ID of host

no file selected

Travel Itinerary

no file selected

This is the page where you will upload your electronic passport sized photo. It is very important that you have the file saved in .PNG format as explained at the top of this online instruction document.

While the instruction on this page says that JPEG, BMP & GIF files are accepted, **only PNG file format is accepted.** (One way to convert your image file into .PNG is by opening the image in Microsoft's Paint program. Within the program, choose "Save as" and select the file type as .PNG)

Please click the **"Next"** button when ready or hit the "Previous" button to fix any mistake you had entered.

UGANDA EMBASSY
WASHINGTON DC, VISA
APPLICATION FORM

Step 5 of 5


100%

Please note that submitting this online application is not the end of the application process. You will need to submit the following documents so that your application can be processed:

Checklist

- 1. Original passport valid past the date of your expected departure from Uganda.
- 7. A copy of ID card or passport of the host in Uganda
- I hereby certify that the information I have entered in this form is correct.

Signature



Once you complete this application form, you will receive a confirmation page and email.

At this page, please remember to **check** the box "I hereby certify that the information....."

You will want to sign the application electronically using your computer's mouse. It's not going to be easy and it's not going to look right, but it's okay. It will not affect your visa issuance.

Please click the **"Submit"** button when ready or hit the "Previous" button to fix any mistake you had entered.

UGANDA EMBASSY
WASHINGTON DC, VISA
APPLICATION FORM

Thank you TE [redacted] E, for submitting your application for Uganda visa. Please allow 2 - 3 business days after we receive your package for your application!

PRINT!

For any inquiries please contact the Consular Office. Your passport number is [redacted] and your application confirmation number is [redacted].

Please print this confirmation page and mail it together with other requirements to:

Attention: Consular Office
5911 16th Street NW
Washington, DC 20011

Voila! You are finished!

This is your *visa application receipt* which works as your actual **Uganda visa application form.**

Please remember to print this page and include it with the rest of the visa requirements as listed on our website: http://www.passportvisasexpress.com/visa_services/uganda