

INDIA PARTICULAR FORM STEP BY STEP INSTRUCTION

CREATED BY PASSPORTVISASEXPRESS.COM, MAY 2016

If you haven't completed the India Online Application Form, STOP and do not follow this instruction. You need to complete the India Online Application Form FIRST in order to complete the India Particular Form as instructed below.

Link to complete this form: <https://www.in.ckgs.us/home/alreadyFilledNic>



Search




Official Partner of Embassy of India
Indian Visa, OCI, PIO & Renunciation

In USA

[Travel Agent Login](#)



Visa

OCI

PIO

Ren

PLEASE COMPLETE THE FIELDS TO THE RIGHT OF THIS PAGE

**PLEASE COMPLETE THE FIELDS TO THE RIGHT OF THIS PAGE.
WHEN YOU'RE DONE, PLEASE CLICK THE "SUBMIT" BUTTON**

[home](#) | [already filled the online application](#)

Already Filled The Online A

You are on the CKGS website for your Application.

New Applicant

Fill in the details below to know more.


Web Reference Number*	USANxxxxxxxxx <i>(Government Online Visa Form Number)</i>
First Name*	GIVEN NAME AS IN PASSPORT
Last Name	SURNAME AS IN PASSPORT
Date of Birth*	DD/MM/YYYY XXXXXX/XX/XX 
Current Passport Number*	92XXXXXXXX21

Make sure that your contacts details are correct and you are reachable on the email and mobile numbers. This is important to help keep you updated as well as contact you in case we have queries on your application.

Mobile Number*

(please enter as 10 digits, no dashes or spaces, Example : 4109809878)

Email*



SUBMIT

PLEASE COMPLETE ALL THE REQUIRED FIELDS BELOW.
WHEN YOU'RE DONE, PLEASE CLICK THE "PROCEED" BUTTON

[home](#) | already filled the online application - new applicant

NEW APPLICANT

You are on the CKGS website for VISA Application.

Already filled the Online Visa Application Form of the Indian Government

Web File Number : XXXXXXXX6 Applicant's Name : FIRST NAME LAST NAME
Date of Birth : 19XXXX10 Passport Number : 1XXXXX9 Service :

We would like to check that you have applied for the Correct Service and Category. Kindly fill out these questions.

Kindly refer the Visa Rules, for Diplomat have to apply "TO EMBASSY/ CONSULATE DIRECTLY".

Which state do you live in?

This is the center where you need to submit your application

Are you applying as ☒ Self ☐ Minor (Below 18 years)

Are you ☒ US National ☐ Non - US National

Types of Visa

- + Business Visa - for business
- + Transfer Tourist Visa - for transferring
- + Employment Visa - for US Nationals
- + Medical Visa - for patients
- + Medical Attendant Visa - for attendants
- + Medical Visa - for Surrogacy
- + Missionary Visa - for Religious
- + Transit Visa - for travel through
- + Transfer Business Visa - for
- + Emergency Service Visa - for
- + Entry Visa - for

Select Duration of Visa

Select Number of Entries

How will you submit your application?

How would you like your processed application returned?

Select Mode of Payment ☒ Online ☐ At CKGS Centre

Select Instrument Type

Expected Date of Travel

First Name

As on Current Passport

Last Name

As on Current Passport

Date of Birth

As on Current Passport

Last Name

As on Current Passport

Date of Birth

Current Passport Number

Mobile


(please enter as 10 digits, no dashes or spaces,
Example : 4109809878)



Email

ON THIS AREA, PLEASE SELECT CREDIT CARD
AS METHOD OF PAYMENT. DON'T WORRY,
YOU WON'T BE MAKING ANY PAYMENT.

PLEASE CONTINUE UNTIL YOU REACH THE BOTTOM OF THE PAGE

PROCEED



Official Partner of Embassy of India
Indian Visa, OCI, PIO & Renunciation

In USA
[Travel Agent Login](#)

[Home](#)
[Visa](#)
[OCI](#)
[PIO](#)
[Renunciation](#)
[Appointment](#)
[Track My Application](#)
[Shipping](#)
[FAQs](#)
[Feedback](#)
[My Account](#)

10	Current Employment status along with full details of employer *	<input type="radio"/> YES <input checked="" type="radio"/> NO
11	Has the applicant been convicted for any criminal offense or is currently facing criminal charges in any court of law? *	<input type="radio"/> YES <input checked="" type="radio"/> NO
12	Has the applicant or any of his parents ever applied for asylum?*	<input type="radio"/> YES <input checked="" type="radio"/> NO

Submit

YOU'RE DONE! NO NEED TO DO ANYTHING FROM HERE AND YOU MAY CLOSE THE BROWSER.

AFTER YOU CLICK THE "PRINT" BUTTON, THE INDIA PARTICULAR FORM WILL OPEN (SEE BELOW). YOU WANT TO PRINT AND SIGN WITH PEN. YOU'RE ALL SET! YOU MAY CLOSE THE BROWSER AND DO NOT NEED TO PROCEED.

Create

0 / 1

100%

ToolsCommentShare

Additional Particulars Form for Visa

Sr. No.	Items	Details
1	Name of Applicant	Surname (Last Name) : LAST NAME First Name : FIRST NAME
2	Current Passport Number If so, give details including the details of all the passports held etc.	Current Passport Number : XXXX-XXXX-XXXX-XXXX Date of Issue : MM/YY/YY16 Date of Expiry : MM/YY/YY26 Place of Issue : USA , United States
3	Present Nationality	United States
4	Does the applicant hold dual Nationality? If so, give details including the details of all the passports held etc.	No
5	Any previous Nationality held? If yes, specify	No
6	Married	No
7	Has the applicant ever changed his / her name? If Yes, specify details and submit appropriate documentation for the same.	No
8	Did the applicant or his / her parents or his / her grandparents ever hold the citizenship of Bangladesh, Afghanistan, Bhutan, China, Nepal or Sri Lanka at any point of time. If yes, provide details	No
	Whether the applicant or his/her parents or his / her	